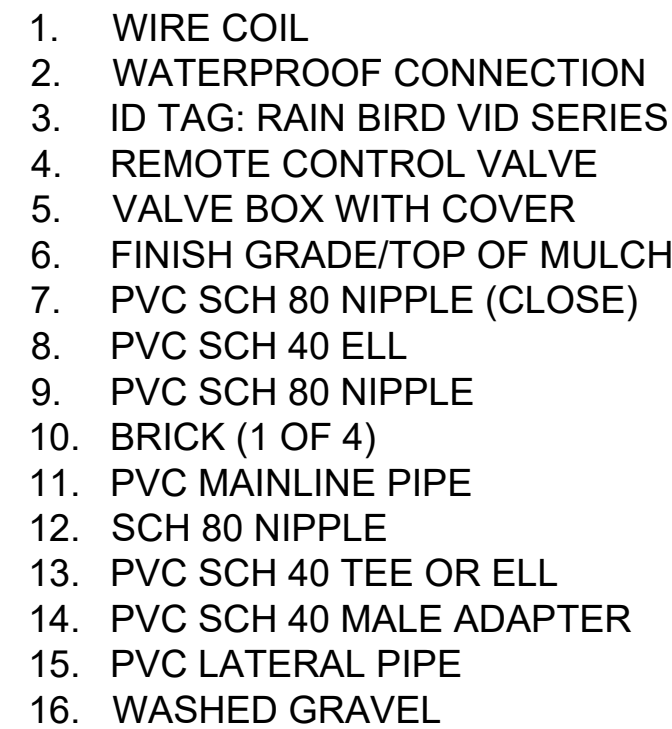
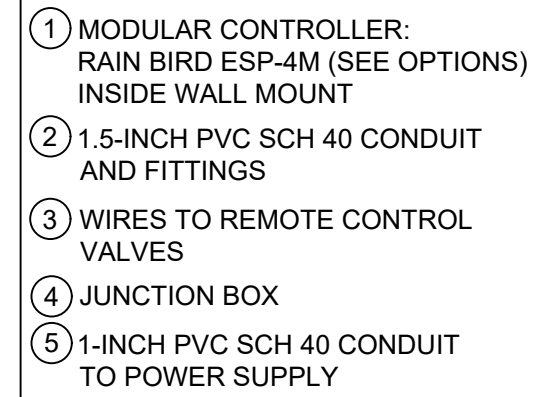


05 FCN BOBBLEK



# 04 RAINBIRD PEB VALVE



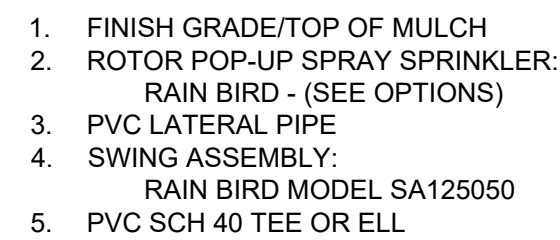
- ☒ SELECT DESIRED MODEL  
☐ 4-STATION  
☐ 7-STATION  
☐ 10-STATION  
☐ 13-STATION
- ☒ SELECT DESIRED LOCATION  
☐ INDOOR WALL MOUNT (i)  
☐ OUTDOOR WALL MOUNT

- ① OPTIONAL MODULES FOR CONTROLLER - (SEE OPTIONS)  
② WIRES TO REMOTE CONTROL VALVE(S)

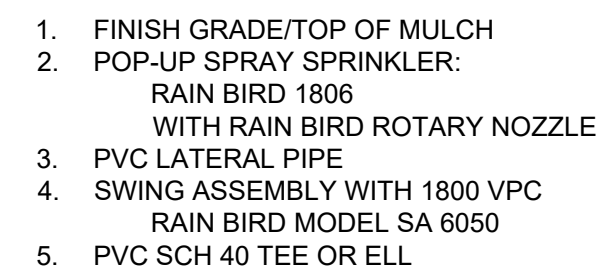
03

MODULAR CONTROLLER

NOT TO SCALE



# 02 ROTOR POP-UP SPRINKLER (3304-PC) NOT TO SCALE



## 01 1600 0 FOF-UF SPRAY HEAD

1. THE CONTRACTOR SHALL BE RESPONSIBLE FOR MATERIAL REQUIRED TO MAKE THE SYSTEM FUNCTION PROPERLY. ALL IRRIGATION SHALL BE INSTALLED IN ACCORDANCE WITH MANUFACTURER'S SPECIFICATIONS AND ALSO STATE AND/OR LOCAL CODES.
2. IRRIGATION PLANS ARE SCHEMATIC AND DRAWN FOR GRAPHIC CLARITY. ALL PIPING BELOW PAVEMENT SHALL BE SLEEVED. LAYOUT OF IRRIGATION SYSTEM SHALL BE COORDINATED WITH CORRESPONDING LANDSCAPE PLAN.
3. THE CONTRACTOR SHALL BE RESPONSIBLE FOR CONTACTING LOCAL UNDERGROUND UTILITY PROVIDERS TO VERIFY LOCATIONS. THE CONTRACTOR IS ENCOURAGED TO VISIT THE SITE PRIOR TO INSTALLATION AND BECOME FAMILIAR WITH EXISTING CONDITIONS.
4. VALVE LOCATIONS ARE SCHEMATIC ONLY AND WILL BE ADJUSTED FOR SITE CONDITIONS. EACH VALVE SHALL BE INSTALLED IN A AMETEK OR CARSON VALVE BOX. THE FLOW ADJUSTMENT FEATURE WILL BE USED TO BALANCE PRESSURE THROUGHOUT THE SYSTEM.
5. PIPING SHALL BE SIZED TO MINIMIZE FRICTION LOSS AND MAINTAIN FLOW VELOCITY BELOW 5 FPS.
6. THE IRRIGATION CONTROLLER SHALL BE INSTALLED IN ACCORDANCE WITH LOCAL CODES AND MANUFACTURER'S RECOMMENDATIONS. PROPER GROUNDING EQUIPMENT AND SURGE PROTECTION SHALL BE PROVIDED. A RAIN SENSOR SHALL BE INSTALLED TO OVER-RIDE THE CONTROLLER.
7. ALL HEADS ON RISERS SHALL BE SET AT THE HEIGHT OF ADJACENT PLANT MATERIAL.
8. SPRINKLER LOCATIONS ADJACENT TO PAVEMENT, STRUCTURES, FENCES, ETC. SHALL BE OFFSET AS FOLLOWS: 12" MIN FOR POP-UP MIST HEADS, 18" FOR SHRUB RISERS, 18" FOR ROTOR HEADS, AND TYPICALLY 5 FEET FOR ROTORS ALONG UNCURRED ROADWAYS.
9. ALL SLEEVING SHALL BE SCH 40 PVC TO SIZE INDICATED ON PLAN, OR IF NOT INDICATED, A MIN. OF 2 PIPE SIZES LARGER THAN SUPPLY LINE CONTAINED. ALL SLEEVES SHALL BE INSTALLED A MIN. OF 24" BELOW FINISH GRADE.
10. CONTROL WIRES SHALL BE UL APPROVED PE IRRIGATION CONTROL WIRE. USE 14 GAGE CONTROL WIRE AND 12 GAGE GROUND WIRE. WIRE SHALL BE BUNDLED AND ATTACHED TO THE MAIN LINE IN TRENCH OR THROUGH WIRE SLEEVES AT PAVEMENT CROSSINGS 24" BELOW FIN. GRADE. ALL SPLICES SHALL BE MADE WITH WATERPROOF DIRECT-BURIAL SPLICE KITS AND CONTAINED IN VALVE BOXES. TWO EXTRA CONTROL WIRES SHALL BE INSTALLED TO THE FURTHEST VALVES IN EACH DIRECTION FROM THE CONTROLLER.
11. PIPING IN NARROW PLANTING AREAS, PARKING ISLANDS AND PLANTERS SHALL BE SET TO ONE SIDE TO ALLOW ROOM FOR ROOT BALLS. PIPE AS INDICATED ON PLAN IS SCHEMATIC AND SHOULD BE ADJUSTED FOR FIELD CONDITIONS.
12. ALL GLUE JOINTS SHALL BE CLEANED, SANDED, AND TREATED WITH A COLORED HIGH ETC PRIMER AND JOINED USING A SOLVENT CONFORMING WITH ASTM D2564.
13. SYSTEM PIPE SIZE 3/4" SHALL BE CLASS 200 PVC; SYSTEM PIPE SIZE 1" OR GREATER SHALL BE CLASS 160 PVC. SYSTEM MAIN WILL BE SCH. 40 PVC TO SIZE INDICATED ON PLAN. ALL FITTINGS WILL BE SOLVENT WELD SCH 40 PVC. MAIN LINE SHALL HAVE 24" MINIMUM COVER. ALL OTHER PIPING WILL HAVE 12" MIN. COVER. ALL BACKFILL FOR PIPE TRENCHES SHALL BE CLEAN AND FREE OF FOREIGN DEBRIS AND SHARP OBJECTS; BACKFILLED TRENCHES SHALL BE PROPERLY COMPACTED. ALL MAIN LINES WILL BE INSTALLED A MIN. OF 3' FROM ANY TREE OR PALM.
14. WATERING TIME PER STATION WILL BE DETERMINED IN THE FIELD AND PER LOCAL REQUIREMENTS. REFER TO MANUFACTURER'S INSTRUCTIONS FOR PRECIPITATION RATES OF SPRINKLERS SPECIFIED.
15. IRRIGATION SYSTEM TO PROVIDE 100% COVERAGE WITH 50% OVERLAP MINIMUM. PROVIDE BUBBLERS FOR ALL NEW AND RELOCATED TREES AND PALMS.
16. RUST CONTROL SYSTEM TO BE INSTALLED WITH PUMP STATION (IF FROM WELL).
17. THE IRRIGATION SYSTEM IN THE RIGHT-OF-WAY IS TO INCORPORATE LOW TRAJECTORY SPRAY HEADS TO MINIMIZE OVERSPRAY.
18. AS-BUILT DRAWINGS SHALL BE PREPARED BY THE CONTRACTOR AND GIVEN TO THE OWNER PRIOR TO FINAL ACCEPTANCE. THE SITE SHALL BE LEFT IN A NEAT AND PRESENTABLE CONDITION SATISFACTORY TO THE OWNER PRIOR TO SUBMITTAL OF THE FINAL PAYMENT.

[illegible]

**RESPONSIBILITY FOR THE USE OF THESE PLANS PRIOR TO OBTAINING PERMITS FROM ALL AGENCIES HAVING JURISDICTION OVER THE PROJECT WILL FALL SOLELY UPON THE USER.**

**BID-CONTRACT:**

CLIENT

PROJECT

<b>SHEET TITLE</b>	
--------------------	--

## IRRIGATION DETAILS

**RC** **LI-501**

10/01/2025

Plotted by: kurena On 8/27/2025 10:38 AM

Drawing name: Q:\10607.14 - First 95 Distribution Center - PH 2 - First Industrial\Landscape Architecture\CAD\10607.14 - LI-501.dwg

**STATUS: PRELIMINARY**